



## Full Colour Advertising Billboards

# LED Advertising Billboards

## LED Video Billboards

### Buying an LED Billboard

Electronic LED billboard displays, compared to traditional billboards, have more flexibility and advantages. Digital billboard displays can be programmed to display texts, images, and animations. By upgrading a static billboard or installing a new LED billboard display, placing 12 and 16 ads on one structure can increase profitability to the Billboard owner by 12 times or more.

A digital or LED billboard lets you display digital images that can be changed every second, through an operating computer. The LED billboard is a great way to portray multiple ads of your or multiple businesses and make money through.

If you are wanting to buy a display to start a business selling adverts or to add to an existing system, you need to talk to lots of people to get ideas and thought.

We believe we are the best company you could talk to without complicated jargon and a hard sell.

### Made in UK

Manufactured in the UK, with this amount of investment it is important to visit the supplier, if they say they manufacture make sure they do, and they are not supplying cheap Chinese imports. Our power supplies are designed by us for our LED displays. We have in-house software engineers developing our own software for our displays.

### Over 40 years' Experience.

We've been doing this a long time! When we started there were no PCs and LED displays were very simple. So over the years we have enjoyed expansion as the technology has developed and expanded. In short, we know what we're doing and you can be assured that you'll get a solution that's absolutely right for you.

### Monitoring

All LEDsynergy Billboards can be supplied with Web based software and a remote monitoring camera. Capabilities of the digital billboard include the ability to remotely power cycle, monitor temperature and humidity.

### Turnkey System

We can supply all elements of the project, apply for planning, steel frame with calculations, the LED display, installation, commissioning and training. The only thing we ask you to do is arrange the power supply.

### Software and Control

We offer a range of control systems Cloud based, local operation, 4G operation amongst others.

### 3-year Warranty

Our LED Billboards carry a 3-year warranty





# LED Advertising Billboards

## LED Video Billboards

### Getting your message out there in the most stunning way!

#### Allowing Multiple adverts to be shown

Billboards have been used since the early 19th century, following the invention of lithographic printing large scale posters were printed to be used on the sides of buildings to promote and advertise. We have come a long way since those early years of temporary posters and many billboards these days are permanent digital electronic screens. This has opened up the world of advertising and marketing enormously and promotions and advertising is thought of in a completely different way today.

LED Video Billboards are large scale advertising displays, they are an excellent and very powerful means of advertising giving you first hand exposure to the public and potential customers. It will deliver your message to an audience 24 hours a day, 7 days a week giving total and continued exposure.

The screens are electronic LED full colour video screens controlled by pc with software. The software is easy to use and you can upload content such as images, videos and messages as often as you want instantly. The advertising possibilities are now endless.

Where Video Billboards are situated by the roadside as advertising hoardings or at the entrance to sites such as shopping centres, business parks and leisure environments where large scale advertising to the masses is required. If viewable by traffic, they can only be used as multiple single advert, changing say every 10 seconds.



Screen



Frame



Connection Option

#### Standard UK Billboard Sizes

Size:	Width x Height (metres)
32 Sheet	4.06 x 3.05 m
48 Sheet	6.10 x 3.05 m
64 Sheet	8.13 x 3.05 m
96 Sheet	12.19 x 3.05m

#### Many other sizes & resolutions available

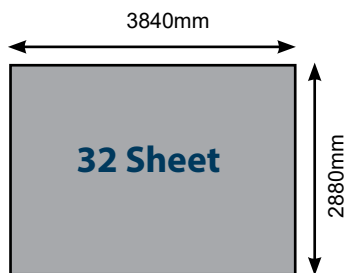
The examples shown on the right are the most popular sizes, however there are many more sizes available.

The 6.67mm pitch is the most popular LED pitch size but others are available if you require a smaller pitch therefore a better resolution. (The pitch is the distance between LED pixels)

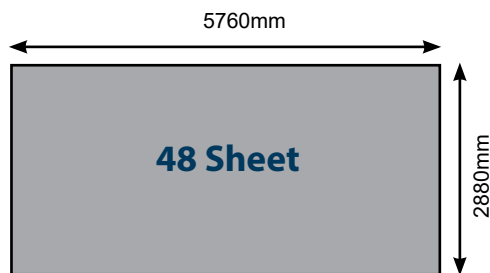
Please contact us for details of other sizes and resolution.

# LED Advertising Billboards

## LED Video Billboards Screens - Sizes

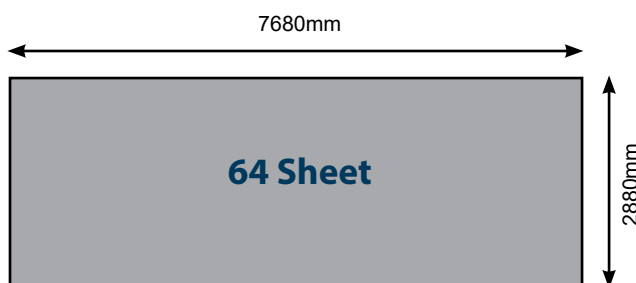


**Option 1** - 3840 x 2880mm  
6.67mm pitch Resolution: 576 x 432 pixels

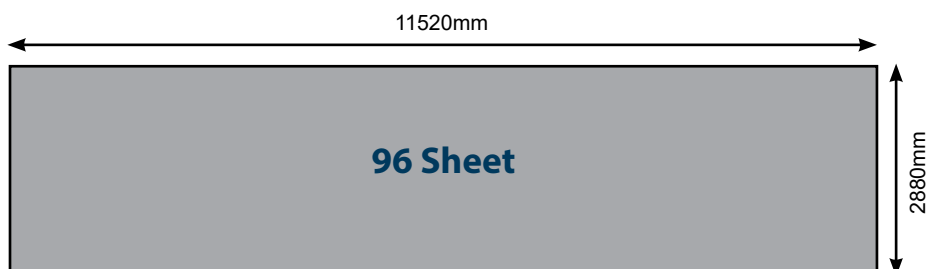


**Option 2** - 5760 x 2880mm  
6.67mm pitch Resolution: 864 x 432 pixels

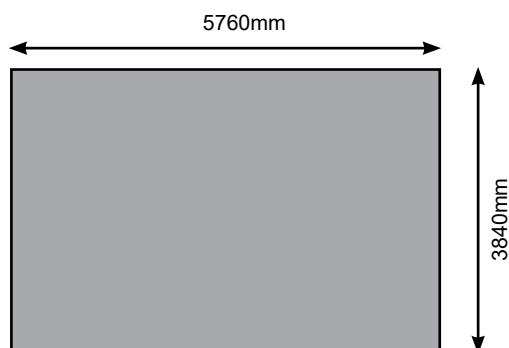
**Option 3** - 7680 x 2880mm  
6.67mm pitch  
Resolution: 1152 x 432 pixels



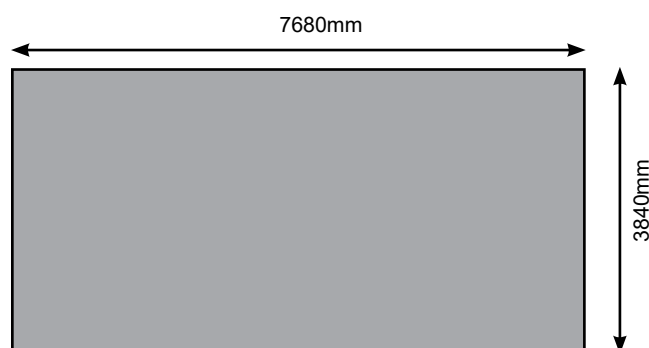
**Option 4** - 11520 x 2880mm  
6.67mm pitch  
Resolution: 1728 x 432 pixels



### Other Sizes:



**Option 5** - 5760 x 3840mm  
6.67mm pitch  
Resolution: 864 x 576 pixels



**Option 6** - 7680 x 3840mm  
6.67mm pitch  
Resolution: 1152 x 576 pixels

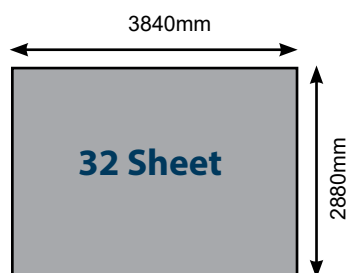
# LED Advertising Billboards

## LED Video Billboards Screens - Smaller Pitch

### Many other sizes, LED pitch & resolutions are available

We can build any size you require and can also offer you many different LED pitch sizes available.

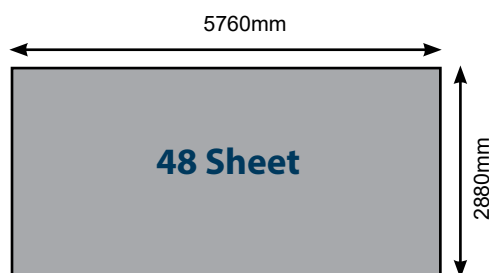
The most popular LED pitch is 6.67mm but if you require a smaller LED pitch which will give you a much better resolution, therefore, a crisper picture, then we can offer you smaller pitch sizes, such as 3.91mm. A smaller pitch display will be able to be viewed at a shorter distance as it is more detailed.



**Option 1** - 3840 x 2880mm

**3.91mm pitch**

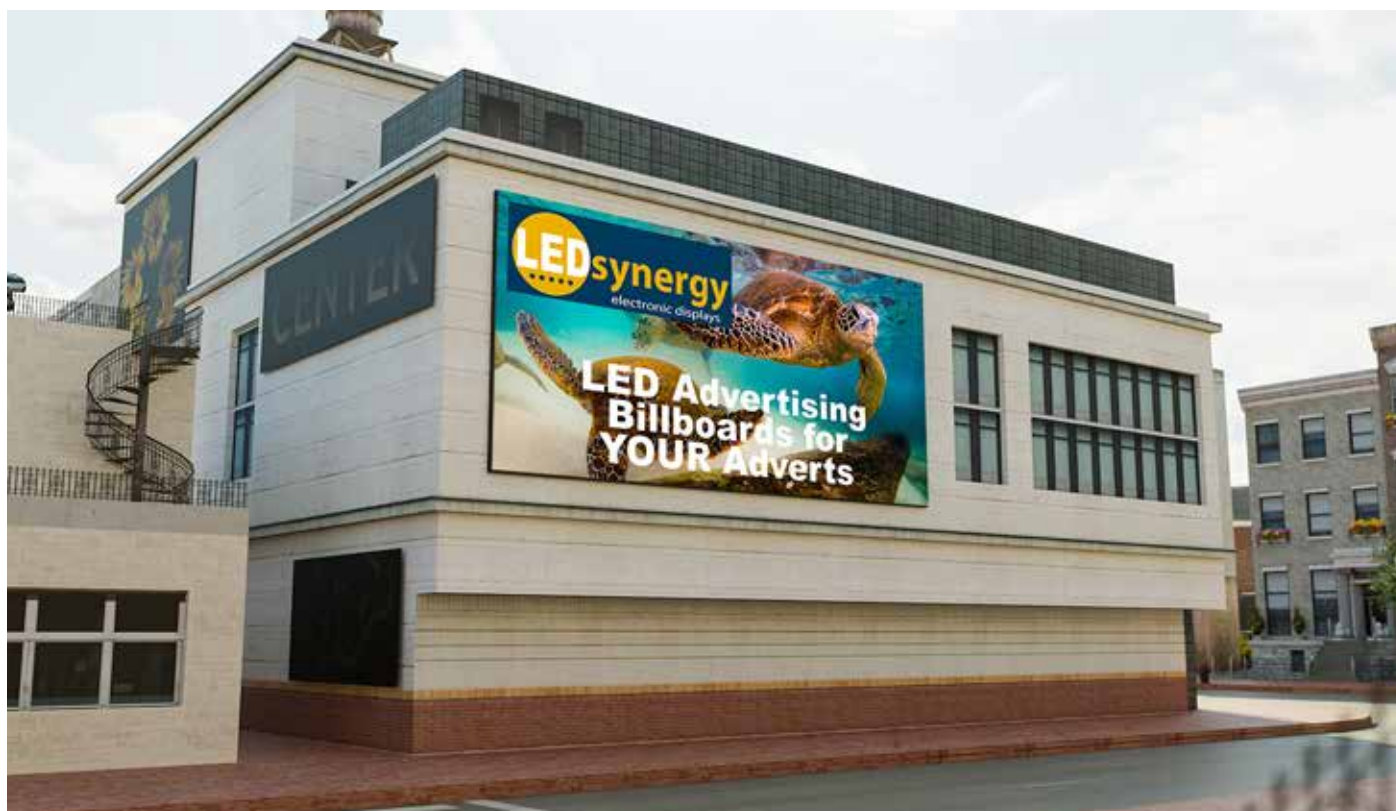
**Resolution: 832 x 624 pixels**



**Option 2** - 5760 x 2880mm

**3.91mm pitch**

**Resolution: 1536 x 432 pixels**



# LED Advertising Billboards

## Advertising Screens - Examples

Many Sizes, LED pitch & resolutions are available





# LED Advertising Billboards

## Advertising Screens - Examples

### Wall Mounted Advertising Screens

We can install your full colour advertising screen onto the wall of your building either at low level or high level.



### Free-standing Advertising Screens

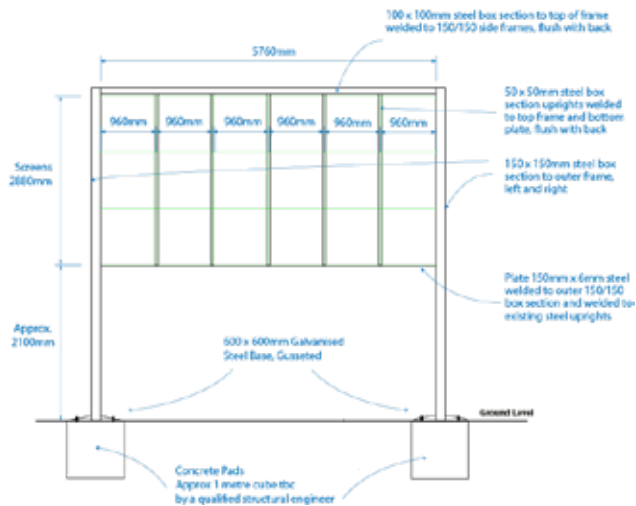
The full colour LED advertising screens can be installed onto a wide variety of free-standing structures. Single Poles or Double Poles as shown below are very common.



# LED Advertising Billboards

## Typical Installations of Billboards Displays

### Most Popular Free-Standing Frame



Shown here is a typical framework for a free-standing installation.



Shown here is a typical free-standing installation.

### Wall Mounted Billboard Screens

Shown here are two typical installations of full colour video billboards.



*"Thanks for all the help getting me to position of being able to start my own Billboard Advertising company, the advice was more than helpful, and looking forward to ordering our next display"*

**Paul Blyth, Wife to be**



*"Brilliant, given me a new career – Thank you for all your help"*

**Alex Simpson, Bee Outdoors**



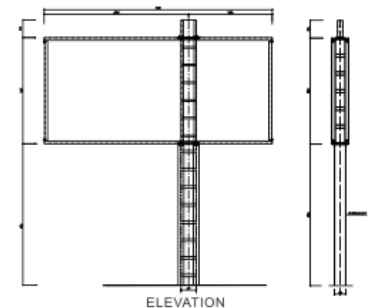
# LED Advertising Billboards

## Typical Styles of Billboards Display Frames

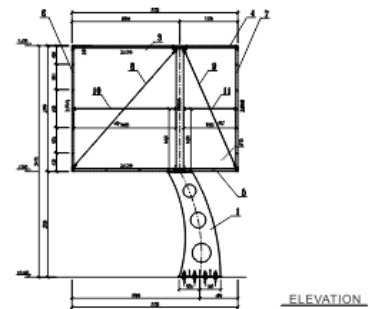
The foundation, load capacity and wind pressure resistance of all our products are designed accordingly to specific standards in different countries. During the design of the billboard frame we consider not only the aesthetics and profit but more importantly we pay attention to safety. Due to the difference of regions every product should meet different requirements according to local geographical conditions, structure type, load capacity and construction environment. Advanced technology, reasonable prices, safety and excellent quality are our requirements for products.

All frames are delivered ready to be bolted together so no welding on site required. A cradle is provided which is to be concreted into the ground to build the frame from. Many sizes are available, please call for details.

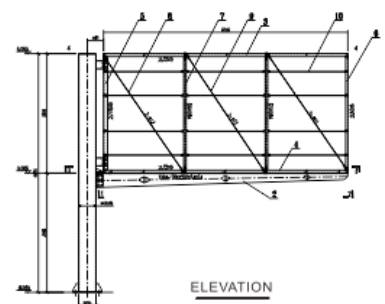
### STANDARD SINGLE POST



### CURVED POST



### CANTILEVER SINGLE POST



# LED Advertising Billboards

## Outdoor Screen Connection Options

### MOBILE DATA CONNECTION

The sign connects to the internet through a wireless data modem that is pre-installed inside the display. The connection uses TCP/IP (Transmission Control Protocol / Internet Protocol), and is accomplished through the wireless service provider.

Wireless data plan is required for a service provider and we can advise as to the best one available.

<b>Distance</b>	Virtually unlimited
<b>Advantages</b>	"Plug-and-play" setup for sign - just connect electrical. No trenching for cables or limit to distance. Highly reliable and cost effective when compared to extensive trenching.
<b>Disadvantages</b>	Extra cost for data plan.

### WIFI via RADIO FREQUENCY MODEMS

The sign connects to the customer's internet router or network device through a pair of wireless network devices. One device is pre-installed inside the sign with an exposed antenna, and the other is typically installed on an outside wall that is facing the display. This wireless device is connected to the network device via an Ethernet cable.

The two devices communicate with each other using RF technology that operates on the 2.4 GHz frequency. The devices require a line-of-sight between them for maximum distance and signal strength. Obstructions such as walls or trees will reduce the effectiveness of the wireless devices.

<b>Distance</b>	Maximum of 1,500 feet* between antennas
<b>Advantages</b>	Wireless, cables ducting. Inexpensive method for communicating to sign. Fast data transfer rates.
<b>Disadvantages</b>	

\*Requires line-of-sight between both antennas with no obstructions. Obstructions may reduce the distance between devices, result in intermittent connectivity or in no connectivity. Requires the installation of a device outside, typically on the side of the building. Subject to interference from other wireless systems and electromagnetic emissions, such as cordless phones and two-way radios.

### ETHERNET CABLE

The sign communicates to the customer's internet router or network device with an Ethernet network signal. This is done through a Cat5e or Cat6 cable, up to 100m, that is connected between the sign and network device. The connection uses TCP/IP (Transmission Control Protocol / Internet Protocol).

<b>Distance</b>	Maximum cable length of 100m
<b>Advantages</b>	No additional cost and no extra devices required.
<b>Disadvantages</b>	Maximum cable length is 100m but a repeater can be used, cable must be run to the sign site.

### FIBRE OPTIC

The sign communicates with the customer's internet router or network device with an Ethernet network signal through a fibre optic cable. The connection uses TCP/IP (Transmission Control Protocol / Internet Protocol). A pair of media converters is included, with one factory installed inside the sign and the other attached to the network.

<b>Distance</b>	Maximum cable length of 2000m
<b>Advantages</b>	Increases the maximum distance between the sign and building. As fibre is not affected by electrical interference.
<b>Disadvantages</b>	Additional devices are required, and cable must be run to the sign site.



# LED Advertising Billboards

## Outdoor Screen Connection Options

### USB DRIVE

The user exports the new display message or other settings to a provided USB drive. The USB drive is then brought out to the display and plugged into the USB port for transfer. Once transfer is complete, the USB drive can be removed.

**Distance** None. The user must have physical access to the USB port.

**Advantages** No additional cost and no extra devices required. Can be used as a backup in case of an issue with another communication method.

**Disadvantages** User must walk out to the display to change the message.

### CLOUD BASED SYSTEMS

For displaying and managing your digital display content, nothing makes things easier than LEDsynergy's platform. The best thing about it is that the stored content is cloud-based. This means that you can access, manage, and publish your content from anywhere in the world. It has a streamlined visual interface that makes it easy to manage your content on the fly, and needs only 4 quick steps to publish your content. Flexible authority and permission settings ensure that security and account management are never something you have to worry about. You can also import your own brand information onto the platform, allowing you to use your company name, logo, and other information to help promote your brand. Most importantly, it is totally reliable. With 99.9% operational up-time, you never have to worry about your screen not being available when you need it. **For prices ask for more details.**

### INDOOR FULL COLOUR VIDEO SCREENS

We can also supply full colour video screens for internal use with a range of different pitch and resolution to suit the customer requirement and the environment it is situated in.

For more details please contact us.

### PLANNING

Most Billboard Displays will need planning permission.

Please contact us, for more details.







[www.LEDsyrnergy.co.uk](http://www.LEDsyrnergy.co.uk)

**LEDsyrnergy**  
Tel: 01264 303030 [info@LEDsyrnergy.co.uk](mailto:info@LEDsyrnergy.co.uk)