

Health & Safety Displays - Examples



FEATURES AND FACILITIES

- **CHOICE OF SIZES** - ask for details and prices
- **EASY TO USE SOFTWARE**
- **FULLY WEATHERPROOFED**
- **MULTIPLE INPUT**
- **INSTALLATION** - ask for details and prices
- **MAINTENANCE PACKAGES** - ask for details

Health & Safety Displays - Examples and Prices

Screen Capability and Screen Only Displays



On the next few pages you can see various examples of the most common layouts and price guides for those displays. The Displays are suitable for Indoor and Outdoor Use.

Within the software you can specify the text size, choose different fonts and specify number of lines and spacing (depending on size), you can also insert images as shown below. The standard LED pitch for these displays is 10mm (centre to centre of LEDs).

Safety Displays are usually connected directly or via LAN. With the supplied software "days" modules can be set to automatically update.

Screens below are 32 x 32 pixels, 320mm x 320mm



4 rows of 5 characters
(70mm) approx.



2 rows of 3 characters
(140mm) approx



1 row of 1 character
(280mm) approx

Screens below are 16 x 128 pixels, 160mm x 1280mm



2 lines of 21 characters (70mm high) approx



1 line of 11 characters (140mm high) approx

OPTIMAL VIEWING DISTANCES FOR TEXT

- 70mm Text - 50 metres
- 140mm Text - 90 metres
- 280mm Text - 120 metres

Screens below are 64 x 224 pixels, 640mm x 2240mm

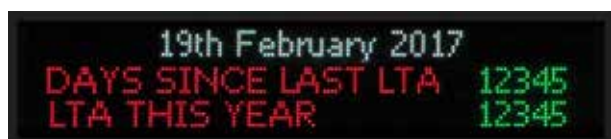


9 char (280mm) and 2 rows 18 char (140mm high) approx



Combined image and 2 rows of 6 characters

SAFETY / PRODUCTION DISPLAYS



Example 1

Full Matrix Screen - 32 x 160 pixels (320 x 1600mm)
4 rows of 26 characters (70mm high) or
2 rows of 13 characters (140mm high)
or combined text and image

Characters per line is approx. as it will vary depending on font used.



Example 2

Full Matrix Screen - 64 x 160 pixels (640 x 1600mm)
4 rows of 13ch (140mm) or 8 rows of 26ch (70mm)
or combined text and image

Health & Safety Displays - Examples and Prices

Common Layouts and Guide Prices



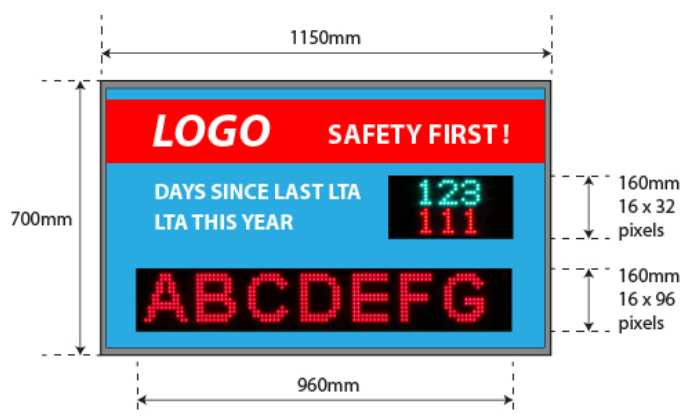
Example 3

#1 - 2 rows of 5 characters (70mm high)




Example 4

#1 - 4 rows of 5 characters (70mm high)




Example 5

#1 - 2 rows of 5 characters (70mm high)
#2 - 1 row of 8 characters (140mm high)



Example 6

#1 - 2 rows of 5 characters (70mm high)
#2 - 3 rows of 5 characters spaced (70mm high)
#3 - 2 rows of 16 characters (70mm high)



Example 7

#1 - 6 rows of 5 characters spaced (70mm high)



Example 8

#1 - 2 rows of 3 characters (140mm high)
#2 - 1 rows of 11ch (140mm) & 4 rows of 21ch (70mm)

Health & Safety Displays - Examples and Prices

Examples Layouts of Larger Displays



Example 9

#1 - 4 rows of 5 characters (70mm high)
#2 - 2 rows of 11 characters (140mm high)



Example 10

#1 - 4 rows of 5 characters (70mm high)
#2 - 1 row of 11 characters (140mm high)



Example 11

#1 - 3 rows of 5 characters spaced (70mm high)
#2 - 1 rows of 13ch (140mm) & 2 rows of 26ch (70mm)

Your Logo
and your
Colours



Example 12

#1 - 2 rows of 4 characters (280mm high)
#2 - 4 rows of 18 characters (140mm high)



Example 13

#1 - 4 rows of 5 characters (140mm high)
#2 - 2 rows of 16 characters (140mm high)



Example 14

#1 - 2 rows of 5 characters (140mm high)
#2 - 4 rows of 5 characters (140mm high)
#3 - 2 rows of 16 characters (140mm high)