

Queuing System Displays



«H» HOVERTRAVEL

www.hovertravel.co.uk

PASSENGER INFORMATION

BOARDING IN 15 MINUTES



FEATURES AND FACILITIES

- **CHOICE OF SIZES**
- ask for details and prices
- **FULLY WEATHERPROOFED**
- **INSTALLATION**
- ask for details and prices
- **EASY TO USE SOFTWARE**
- **MULTIPLE INPUT**
- **MAINTENANCE PACKAGES**
- ask for details

Queuing System Displays

Examples

From our range of LED displays we can adapt the displays to fulfil a requirement for Queuing and organisation of people and/or traffic. Such situations may include Ferry Ports to Ticket Booths. The basic signs are flexible enough to allow for simple call forward displays to complex lorry movements in large transport and warehousing companies. For managing people or freight our range of LED displays will fulfil a vital role of displaying updateable information 24 hours a day 7 days.



Left: 300mm Character Height Display linked to vehicle recognition system and networked to aid vehicle movements in a distribution depot

Below: Simple display with LED digits and integral 16 character information display.

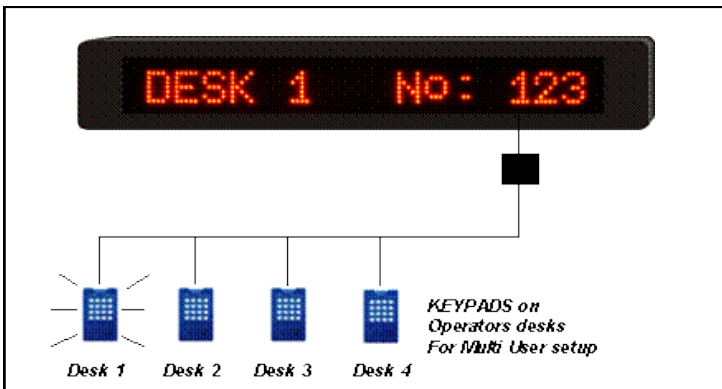


Diagram left: Schematic layout of main display linked to individual booth keypads for a call forward system



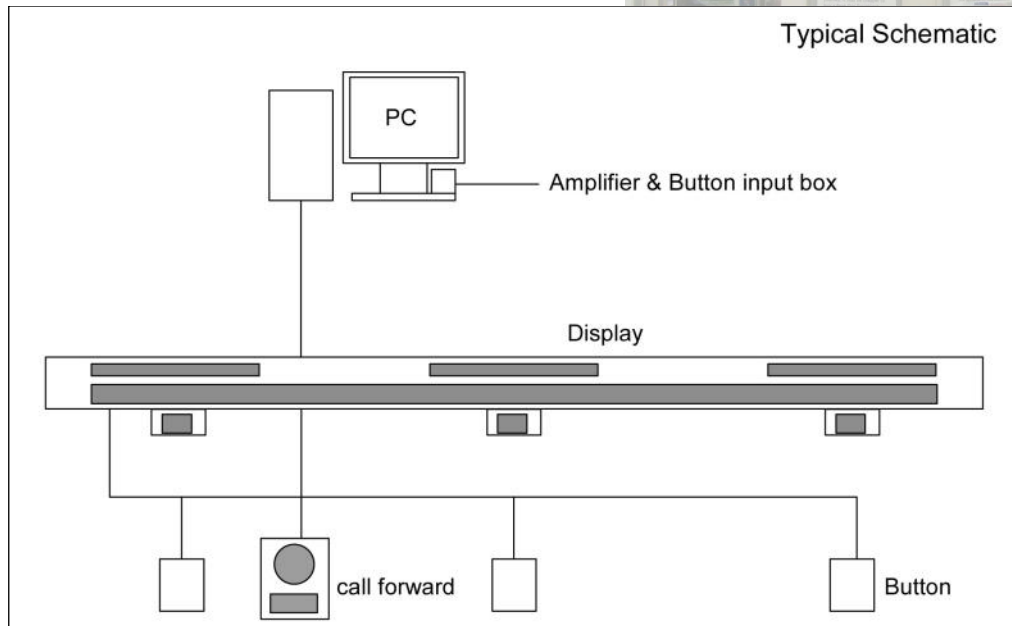

Left: Call forward system with manual reset buttons and distribution router. Internal spec sign MS16/60-1L Red LED's



Queuing System Displays

Examples

Diagram and inset picture shows a pedestrian call forward system with main message display and 3 additional foreign language displays. Installed in London Underground.



Below: Ticket order display at a fast food restaurant

Below: 250mm character height external lorry distribution warehouse display Red ultrabright LED's



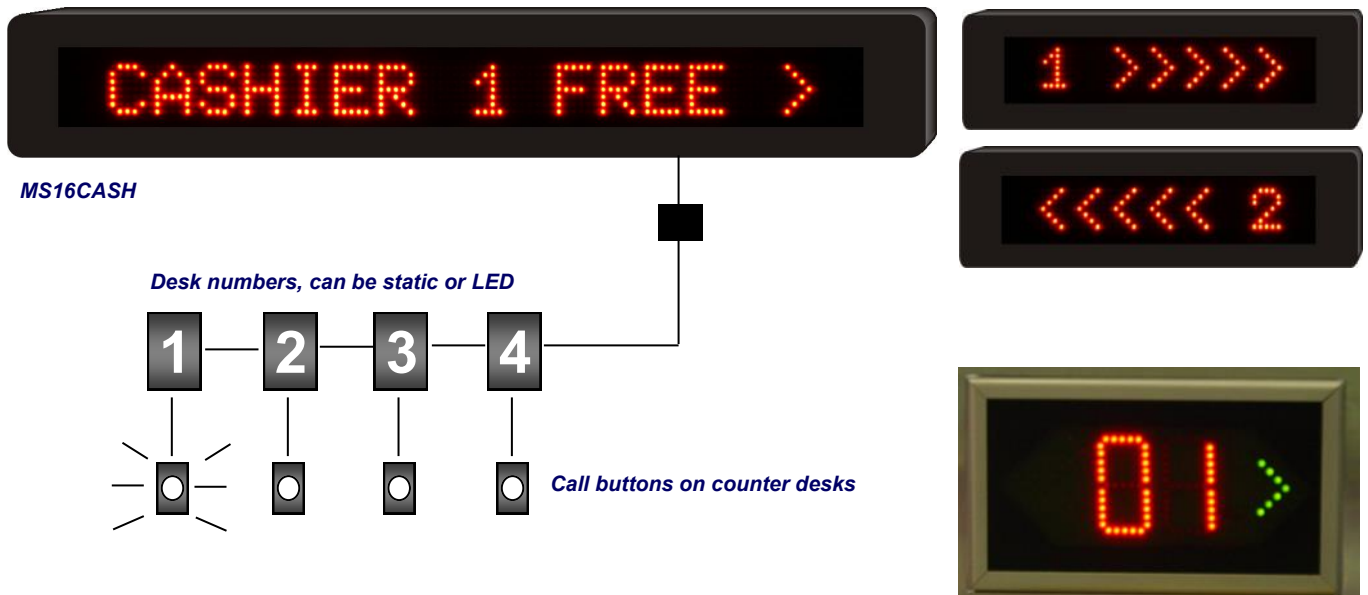
Below: MS16/40-1L display with green and red directional display



Queuing System Displays

Bank & Teller Displays

LEDsynergy's Bank Teller Displays are used within the Bank environment to control the traffic of customers waiting for each cashier or teller. The display is activated by a button which is positioned with each cashier, the display senses which cashier has pressed their button and will be prompted to show the message assigned to the specific cashier, for example cashier 2's button will prompt the message "CASHIER 2 FREE >>>>". The message will be displayed on the LED sign for a specified amount of time i.e. 'x' seconds, to give enough time for the next customer to read the information, then the display will revert back to showing the sign's default message, which can be general bank information for example. Credit card offers, bank rates etc.



The simple arrow display works in much the same way as the above sign, in such that the arrow direction is triggered by a button at the cash desk, the cash desks to the left trigger a left arrow and the right desks trigger a right arrow.

Both of the above Bank teller displays can be fitted with Audio which is also triggered by the press of the button, for example not only does the display read "CASHIER 2 IS FREE" but you can also hear the same message.



Queuing System Displays

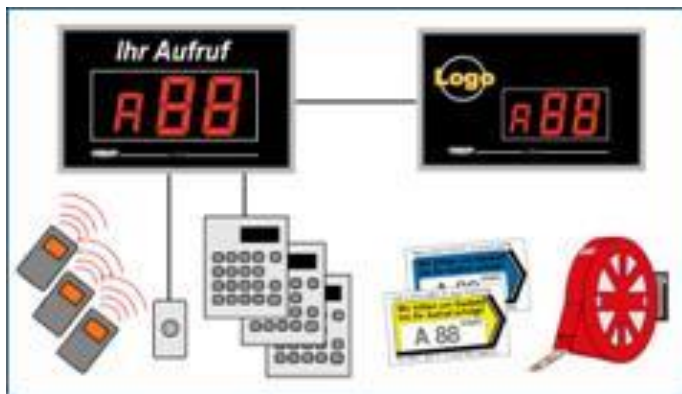
Ticket Displays

The LEDsynergy Ticket Displays are used in the type of environment where there may be a waiting room full of people, each taking a ticket in order to be seen in strict rotation, i.e. hospital clinic, job centre, social security office etc.

STANDARD TICKET DISPLAY

Each desk will have a button which will call the next ticket holder, the software can identify which ticket is next so that the correct ticket number is shown.

As with the previous displays this LED sign can also have the facility to use audio so the displays can speak "TICKET 123 GO TO DESK 1", giving the person the opportunity to hear the instruction if in fact they did not notice the message flashing up.



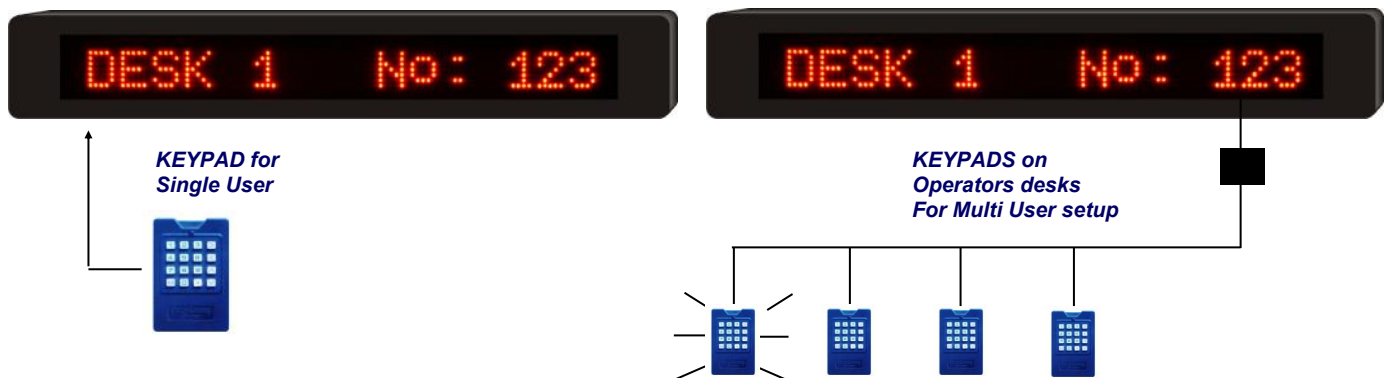
Basic call forward system

The customer or patient takes a ticket from the dispenser which alerts the system. The operative presses the button to "CALL" the next customer forward. The call is announced on the display as a number which correlates to the customers ticket the display is accompanied with an audible warning sound.

MULTIPURPOSE TICKET DISPLAY

This is ideal for applications where a person is given/collects a ticket number and can be seen out of sequence or may be called back using the same number. The set up is much the same as the previous displays, the display is linked up to a keypad for one of the operators to key in the number required.

Alternatively, the display can be linked up to several operators in several rooms/booths. The software identifies the next number in the sequence or a number can be called out of sequence.



Below: Simple display showing numbers called to each desk or kiosk



Queuing System Displays

Lorry Displays

The Queuing Display System can work equally well and very effectively for the Warehouse environment. Often in a large warehouse / factory environment there can be many number of lorry deliveries at any one time, which you can appreciate could be chaotic as the large lorries are not easily moved about, this is where our Queuing system comes into its own by organising the deliveries as the lorries arrive.

The Lorry displays are invaluable in the Goods In area of a factory or warehouse because it will dramatically increase time efficiency in getting lorries into the correct bay and the correct order for unloading. The lorries are given a number i.e. '123' as seen in the first sample below or are recognised by their registration number as seen in the second example below.



LED Display with static lettering




Sign in reverse to be viewed in drivers mirrors when reversing

The display situated at the warehouse door area can also be set to be shown in reverse for ease of the drivers looking in their mirrors. It can also be linked to a backing up sensor, the display will continually show the distance to reverse and then flash up 'stop' when the driver is in the correct unloading position, this has proved to be very successful with reduced damage to 'Goods In' areas by lorries reversing too far.

The lorries can then wait in a designated waiting area until such time as their number is called, a display can be sited in such a waiting area, they can then proceed to the appropriate unloading bay where goods in staff will be expecting them.

The displays can be activated by either a keypad in the goods-in area or by PC. The software is extremely user friendly and easy to use.

All the displays are available in various LED character heights and in red, green or yellow, contact us for all the available options.



Left: Display showing registration number and bay number, 250mm character height external lorry distribution warehouse display Red ultrabright LED's

Below: '123' lorry number and bay number



Queuing System Displays

Displays



OPERATION

LEDsynergy Queuing System Displays are easily programmable, with various methods of operation to suit almost any application.

Keyboard Operation

The simplest way to program a Queuing System Display, is using the standard **LEDsynergy** RMSP-100 Infra-Red Keyboard. The keyboard is simply pointed at the display and the message is typed into the display.

PC Operation

LEDsynergy Queuing System Displays can also be programmed from remote locations using PC's and Windows Compatible Software.

The displays can be connected to PC's in various ways:

- Connected directly to a PC's Serial Communication Port
- Via dial-up modem
- Over Ethernet TCP/IP network

Messages are edited/ composed on PC and then downloaded or sent to the display.

POPULAR COMMUNICATION OPTIONS *(Many others are available)*

RS232 – Connected directly to the serial communication port of a PC. The cabling is limited to a maximum of 50 meters between the PC and the display. RS232 is suitable for single display applications with short cable lengths.

RS485 – Connected to the serial communication port of a PC via a RS232 to RS485 converter. Suitable for use in connecting many signs together on the same cable with no conflicts, in electrically noisy environments.

Ethernet – Connected directly into a TCP/IP Ethernet network, and assigned its own IP address. Suitable for use where there is an existing network infrastructure.

Modem – Connected directly to a modem that answers an incoming call from the PC operator, and will disconnect after the message has been transmitted. Suitable for use where there is an existing telephone line and other communication options are unsuitable.

Others – including Pagers, Newswire, Radio Modems, Keypad, Fibre Optics, please contact us for a more detailed information.

about us

As an established leader in the UK for electronic message display signs and with 40 years experience in the business of supplying programmable LED signs and LED displays, you can be sure that we'll give you the right advice and excellent service, these are the values that we hold dear.

We are a British company and we pride ourselves in our commitment to our customers, product performance and our quality of service. In the past 40 years or more we have installed in the region of nearly 20,000 LED screens and displays to a broad spectrum of clients. As a LED display LED screen manufacturer we are able to offer a complete bespoke solution from concept to commissioning offering you the most cost effective solution to your needs.

If you'd like to talk to us about how we can help you just call us. There's no obligation and we don't charge for quotations. We can work together to be sure that the LED sign solution we offer you is absolutely the correct solution for your requirements.

For demonstrations and to view our extensive range of LED displays please contact us to arrange a visit to our showroom at our base in Andover, Hampshire. Just call us on 01264 303030.

accreditations

LED Synergy Electronic Displays have 40 years experience in the manufacture and supply of electronic displays to many companies and individuals worldwide. We have a wealth of experience and expertise and have been accredited with the following certifications:



ISO9001



WASTE ELECTRICAL and ELECTRONIC EQUIPMENT



RESTRICTION of HAZARDOUS SUBSTANCES



EUROPEAN COMFORMITY



UNDERWRITERS LABORATORIES



SAFE CONTRACTOR



We are also an approved Highways Agency contractor



- *Simple to operate products with bespoke software*
- *Value for money & satisfaction guaranteed*
- *Superb British manufactured products*
- *Excellent support & customer service*

"This huge sign caused great excitement at the start of the new Millennium, with welcoming messages uploaded from around the world it brought the year 2000 in with a bang!". *Reuters*



We accept most major credit and debit cards

"Thank you for all your help in the installation of the Help Desk Control system. The system has been up and running for over a year, and surpassed the trial findings. We were able to achieve a complete system payback within 6 months."

Tony Lawrence (Technical Support Manager) - Lloyds TSB

"The LED displays have proved invaluable in enabling us to direct large numbers of personnel quickly and efficiently throughout the building. Reliability is paramount in our facility and the led displays have performed faultlessly, I would not hesitate in recommending them."

Lez Smith (Head of Security) Citigroup

LEDsynergy

Tel: 01264 303030 Fax: 01264 304030 info@LEDsynergy.co.uk

